

TRAVEL ON PUBLIC ROADS

Vehicle accidents on public roads are a common event and continue to result in personal injury to the driver and/or passengers. The most serious risk of a vehicle incident on the public roads is death.

Some hazards are out of the driver's control, such as road design, construction and conditions, while other hazards relate directly to driver actions.

Recent public road incident trends indicate:

- most incidents occurred in light vehicles
- more incidents occurred on longer trips
- many incidents involved business partners

For the safety of all road users, it is important to maintain open communication during road travel, complete handovers and promptly report defects and hazards.

WHAT TO LOOK FOR

Hazards will vary depending on the location, size and type of the vehicle, road conditions and driver behaviour.

While travelling on public roads, you must remain alert for:

- changed traffic conditions e.g. stationary traffic
- road hazards e.g. potholes, Wet road conditions
- pedestrians
- traffic signs
- safety barriers and signage
- speeding vehicles
- overtaking vehicles
- slow moving vehicles and heavy loads
- changed road conditions e.g. rain, dust, fog
- vehicle accidents
- broken down vehicles

YOUR OBLIGATIONS

Make sure that you:

- ✓ are fit for work and will stop if fatigued
- ✓ remain alert to any changed conditions and drive in the correct gear for the conditions
- ✓ are legally licenced to hold a driving permit
- ✓ complete a Journey Management Plan
- ✓ have been issued with a Highway Permit to drive or operate on the highway
- ✓ have written road travel approval for yourself and any passengers
- ✓ are aware of current hazard alerts and relevant road conditions
- ✓ have read and understand the Convoy Procedure
- ✓ understand and follow the 'Use of Mobile Phones and Devices' Procedure
- ✓ complete pre-start checks

JOURNEY MANAGEMENT PLAN

Journey Management Plans are a tool to keep you and other road users safe:

- must be approved by an authorised person
- provide an overview of the route plan and schedule
- vehicle, equipment and passenger details
- emergency contact information
- identify potential hazards
- dangerous goods controls
- accident and breakdown record
- confirm completion of the journey

Remain alert for changes to road conditions


- drive to conditions
- use safety systems e.g. seatbelt, mirrors
- follow road rules and procedures
- inspect your vehicle before and after use
- report faults and damage



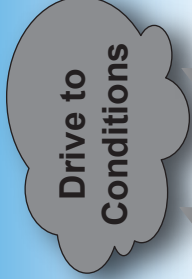
- Highway Permit to Drive
- Journey Management Plan
- Convoy Procedure
- Hazard Alerts
- Pre-start Inspection
- Current Drivers License



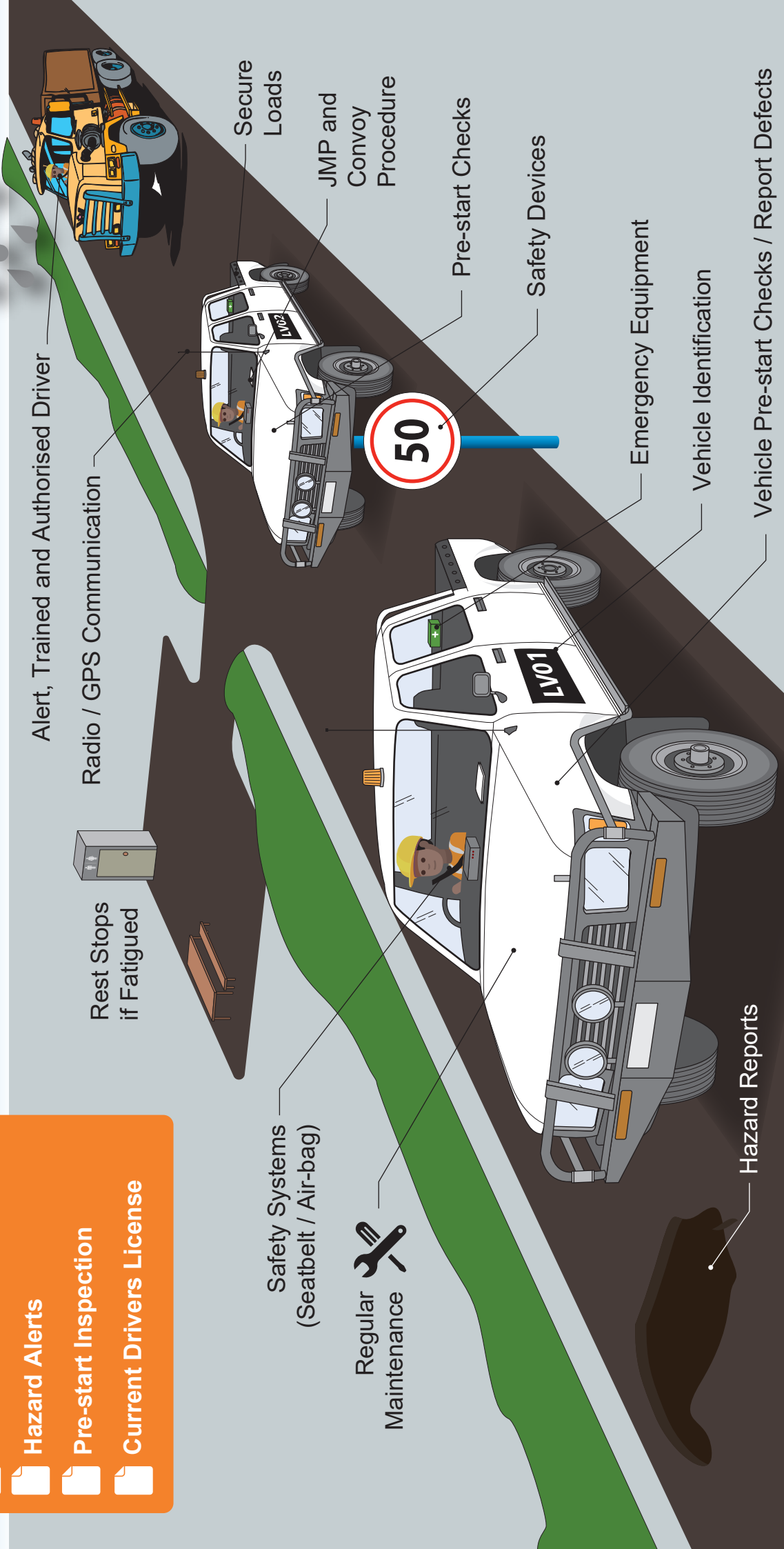
No Phones or Devices



Drug and Alcohol Free



Drive to Conditions



Alert, Trained and Authorised Driver

Radio / GPS Communication

Rest Stops if Fatigued

Safety Systems (Seatbelt / Air-bag)

Regular Maintenance

Secure Loads

JMP and Convoy Procedure

Pre-start Checks

Safety Devices

Emergency Equipment

Vehicle Identification

Hazard Reports

Vehicle Pre-start Checks / Report Defects

NATIONAL MINE SAFETY WEEK 2023



VEHICLE SAFETY TRAVEL ON PUBLIC ROAD CONTROLS

