

SAFETY WEEK 2020: VEHICLE SAFETY

Vehicles of all shapes and sizes are used within the mining industry.

Vehicle interactions are one of the most commonly reported incidents on site and include interactions between vehicles, signs, buildings and people.

In 2019, there were 60 incidents reported involving light vehicles. So far this year, up to May 2020, we have had 36 light vehicle incidents.

The most common contributing factors have been:

- Poor situational awareness
- Reversing
- Not driving to conditions
- Not familiar with the equipment
- Different road types (bitumen/loose gravel)
- Fatigue

The hazards associated with operating vehicles vary depending on the size of the vehicle, the weather and road conditions, location and operator behaviour.

In general, driving hazards can be categorised into 3 areas: environment, vehicle, people (drivers and pedestrians).

WHAT ARE THE RISKS?

The most serious consequence of incidents involving vehicles is death. Other risks include: injury, equipment damage, production loss and loss of income.



CONTROLLING THE RISKS

Minimising the risks associated with vehicle operations requires a combination of controls, including:

- Road safety rules
- Driver competence and fitness for work
- Safe vehicles
- Safe roads and conditions.


Each one of these will be covered during the **Ok Tedi Mining Safety Week program**.

BE THE CONTROL NOT THE HAZARD

- Know and follow road rules and procedures.
- Comply with speed limits.
- Only operate a vehicle that you are trained, licenced and authorised for.
- Be fit for work. No alcohol or drugs, including betel nut.
- Conduct a proper vehicle inspection **every time** before you start.
- Use the right vehicle for the task.
- Operate the vehicle according to the Manufacturer Manual and OTML site procedures.
- Drivers and passengers must always wear a seatbelt.
- Drive to conditions – if it is foggy or wet slow down. Use 4WD when off-road.
- Don't use your phone while driving.
- Don't use a vehicle if it is damaged, faulty or missing mandatory safety features, such as two-way radio, collision avoidance, trackpro, beacon light, buggy whip, fire extinguisher and first aid kit.
- Secure loads and other items such as fire extinguisher and spare tyre to ensure nothing moves during transit.
- Report unsafe road conditions, e.g. missing windrows, spillage on road, pot holes, etc.



10 Commandments of Driving


01
LOOK UP AND READ AHEAD

Look up the road as far as possible and anticipate what could happen.

02
TRUST NO ONE

Driver abilities vary. Never assume what another driver will do.

03
LEAVE A SAFETY CUSHION WHEN STATIONARY


A safety cushion or buffer around your vehicle gives you a margin for error.


04
LEAVE A SAFETY CUSHION WHEN MOVING OFF

When the car in front starts to move, count 1, 2 before you move.

05
LEAVE A SAFETY CUSHION WHEN MOBILE

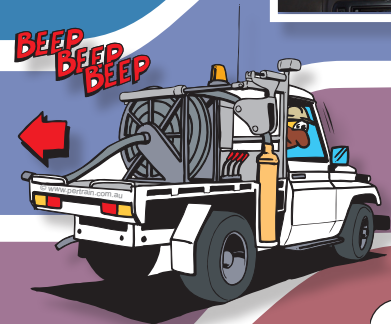
Use the 2 second rule. Pick a landmark and make sure that you pass it not sooner than 2 seconds after the vehicle in front.


06
USE MLBMLC WHEN CHANGING LANES

Mirror, Look, Blinker, Mirror, Look, Change lanes.


07
USE YOUR MIRRORS WHEN DRIVING

Check your mirrors regularly and often, approximately every 10 seconds, so you know what is happening around you.


08
USE YOUR MIRRORS BEFORE BRAKING

Check what is happening behind you before you brake.

09
KNOW THE ROAD RULES

Be aware of current laws and site requirements. Use common sense and good judgement..


10
CONCENTRATE

Give driving your full attention.